

Hillside Houses Block 3

For this block you will need: JULY			
Color	Throw Size $20\frac{1}{2} \times 20\frac{1}{2}$	Wall-Hanging Size $10\frac{1}{2} \times 10\frac{1}{2}$	Mini $5\frac{1}{2} \times 5\frac{1}{2}$
House #3- left side Light Olive (AMB 23)	1 - 10 $1\frac{1}{2}$ in x 3in (A) 1 - 10 $1\frac{1}{2}$ in x 1 $\frac{3}{4}$ in (B) 1 - 10 $1\frac{1}{2}$ in x 6 $\frac{3}{4}$ in (C) 4 - 2 $1\frac{1}{2}$ in x 3in (D) 2 - 3 $1\frac{1}{2}$ in x 3in (E)	1 - 5 $1\frac{1}{2}$ in x 1 $\frac{3}{4}$ in (A) 1 - 5 $1\frac{1}{2}$ in x 1 in (B) 1 - 5 $1\frac{1}{2}$ in x 3 $\frac{1}{2}$ in (C) 4 - 1 $1\frac{1}{2}$ in x 1 $\frac{3}{4}$ in rectangles (D) 2 - 2in x 1 $\frac{3}{4}$ in rectangles (E)	1 - 3in x 1 $\frac{1}{8}$ in (A) 1 - 3in x $\frac{3}{4}$ in (B) 1 - 3in x 2in (C) 4 - 1in x 1 $\frac{1}{8}$ in (D) 2 - 1 $\frac{1}{4}$ in x 1 $\frac{1}{8}$ in (E)
House #3 - right side Olive (AMB 34)	1 - 10 $1\frac{1}{2}$ in x 3in (A) 2 - 10 $1\frac{1}{2}$ in x 1 $\frac{3}{4}$ in (B) 4 - 2 $1\frac{1}{2}$ in x 3in (D) 2 - 3 $1\frac{1}{2}$ in x 3in (E) 2 - 4in x 5 $\frac{1}{2}$ (H)	1 - 5 $1\frac{1}{2}$ in x 1 $\frac{3}{4}$ in (A) 2 - 5 $1\frac{1}{2}$ in x 1 in (B) 4 - 1 $1\frac{1}{2}$ in x 1 $\frac{3}{4}$ in rectangles (D) 2 - 2in x 1 $\frac{3}{4}$ in rectangles (E) 2 - 2 $\frac{1}{4}$ in x 3in (H)	1 - 3in x 1 $\frac{1}{8}$ in (A) 2 - 3in x $\frac{3}{4}$ in (B) 4 - 1in x 1 $\frac{1}{8}$ in (D) 2 - 1 $\frac{1}{4}$ in x 1 $\frac{1}{8}$ in (E) 2 - 1 $\frac{3}{8}$ in x 1 $\frac{3}{4}$ in (H)
Roof - left side Light Blue (AMB 87)	1 - 6in square, cut in half on the diagonal (F)*	1 - 3 $\frac{1}{2}$ in sq, cut in half on the diagonal (F)**	1 - 2 $\frac{1}{4}$ in sq, cut in half on the diagonal (F)***
Roof (Light Gray (AMB 5)	1 - 5 $1\frac{1}{2}$ in sq (G) 1 - 6in sq, cut in half on the diagonal (F)*	1 - 3in sq (G) 1 - 3 $\frac{1}{2}$ in sq, cut in half on the diagonal (F)**	1 - 1 $\frac{3}{4}$ in sq (G) 1 - 2 $\frac{1}{4}$ in sq, cut in half on the diagonal (F)***
House #5 (right Side) Orange (AMB 36)	1 - 6in sq, cut in half on the diagonal (F)*	1 - 3 $\frac{1}{2}$ in sq, cut in half on the diagonal (F)**	1 - 2 $\frac{1}{4}$ in sq, cut in half on the diagonal (F)***
House #5 (left side) Light Gold (AMB 67)	1 - 6in sq, cut in half on the diagonal (F)*	1 - 3 $\frac{1}{2}$ in sq, cut in half on the diagonal (F)**	1 - 2 $\frac{1}{4}$ in sq, cut in half on the diagonal (F)***
Assortment of colors for windows/door	8 - 2in x 3in rectangles (I) 1 - 3 $\frac{1}{2}$ in x 5 $\frac{1}{2}$ in rectangle (J)	8 - 1 $\frac{1}{4}$ in x 1 $\frac{3}{4}$ in (I) 1 - 2in x 3in (J)	8 - 7/8in x 1 $\frac{1}{8}$ in (I) 1 - 1 $\frac{1}{4}$ in x 1 $\frac{3}{4}$ in (J)

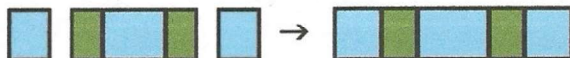
Things you need to know:

- Each letter for the pieces represents a certain size block. They will be repeated for the left and right sides of the house.
- House numbers (ex. House #1) is on a coloring sheet available in PDF format on my blog.
- Right sides together is (RST)
- When cutting your squares in half to make half-square triangles (hsts), save any leftover halves for future blocks.
- Square assembled hst to:
 - * 5 $1\frac{1}{2}$ in sq (throw size)
 - ** 3in sq (wall-hanging size)
 - *** 1 $\frac{3}{4}$ in sq (mini size)

Window Units:

To make one window unit, sew an (I) to each of the short sides of (E). Then sew a (D) to each of the sides of both (I) pieces. Press open

Make 2 for the left side of the house, and 2 for the right side. (4 total).



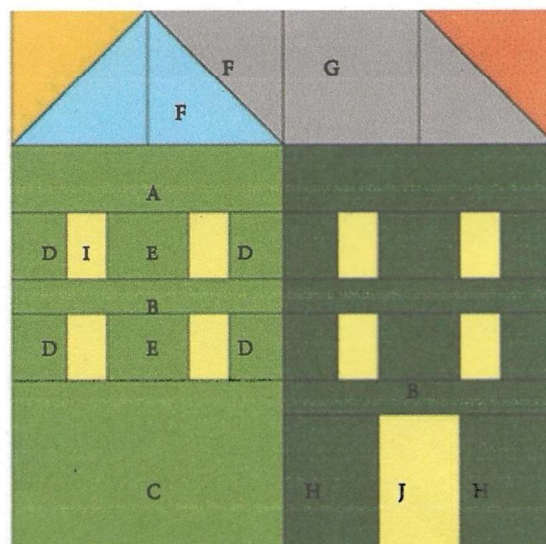
Roof:

To make the roof, gather and arrange your (F) hsts and (G) pieces.

After you have arranged your pieces, start assembling your hsts. Sew two hsts (RSTs) along the diagonal edge. Press open and square to *, **, or ***.

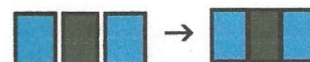


Sew (F) and (G) pieces together to create the roof.



Door:

Sew an (H) to each side of (J). Press.



Assembly:

Assemble the left and right sides of the house. Sew the two sides together. Sew the roof to the top.

